


ioPAC 8600 Series

Preliminary

Rugged modular programmable controllers



- > Modular CPU/Power/Backplane design that supports 85M/86M modules
- > Tag-centric design with ready-to-run services
- > Supports C/C++ and IEC 61131-3 programming languages
- > Compact, lightweight design
- > Supports a redundant power module with dual-power inputs
- > 24 to 110 V DI/O module and universal power input range module
- > Complies with EN 50121-4
- > Complies with all EN 50155 mandatory test items*

*This product is suitable for rolling stock railway applications, as defined by the EN 50155 standard. For a more detailed statement, click here: www.moxa.com/doc/specs/EN_50155_Compliance.pdf



Overview

The ioPAC 8600 modular programmable controllers are 100% modular, giving you the freedom to choose the CPU, power, backplane, communication, and I/O modules you need for your application. In addition, the ioPAC 8600 enhances the hardware system architecture and key features of the ioPAC 8020 and ioPAC 8500 combined, and has an Ethernet bus on the backplane to support Ethernet switch modules.

The ioPAC 8600 supports the C/C++ and IEC 61131-3 programming languages and ready-to-run services, including Modbus TCP/RTU, SNMP, data logging, and email alarms to fulfill different customer requirements. With active tag and MX-AOPC UA Suite data integration software, the ioPAC 8600 Series provides a comprehensive solution for data acquisition and control applications in harsh environments.

All New High-Performance CPU30 Module

Moxa's ioPAC 8600-CPU30 module is equipped with a new 1 GHz high performance Cortex™ A8 CPU, which shortens the cycle time significantly, and allows users to run more programs simultaneously. The real-time Linux OS also provides better controllability, reducing jitter to only 10% of the jitter experienced by the CPU10 module. With the CPU30 module's 4 GB eMMC, the ioPAC 8600 can support more communication protocols for a wider range of scenarios, including

a RESTful API for railway IIoT applications and DNP3 outstation* for oil & gas applications. The CPU30 also reserves up to 1.7 GB of internal storage that gives users the freedom to develop more complex programs for specific ioPAC applications. As an added bonus, users can develop programs on the ioPAC directly*.


*Additional customization is required.

Tag-Centric Design and Ready-to-Run Service



Moxa's ioPAC 8600 programmable controllers use a tag-centric design with ready-to-run services. The tag-centric design helps streamline the connection between the ioPAC 8600 controller and remote I/Os, and allows you to easily manage IO status by implementing get/set routines to read-from/write-to tag values, even if you are not particularly familiar with PLC FBDs and APIs. The ready-to-run service allows programmers to rapidly configure services (SNMP, Modbus RTU/TCP, email alarms, etc.) without writing a single line of code, reducing the development of complicated communication applications to a few mouse clicks. The ioPAC 8600's tag-centric design and ready-to-run service greatly increase an engineer's productivity.

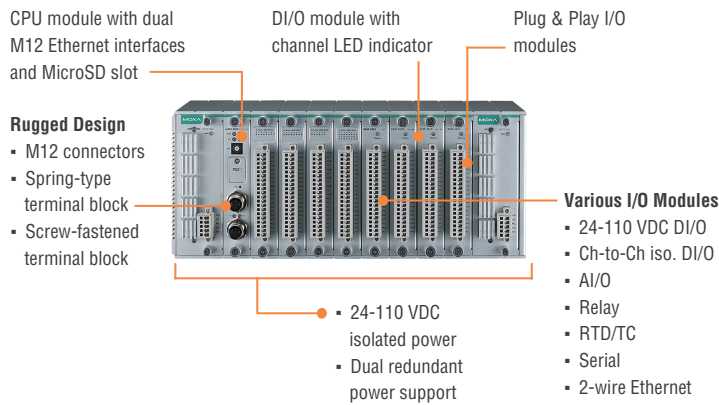
2-Wire Ethernet Technology



Moxa's 2-wire Ethernet technology offers system integrators an attractive option for upgrading a train's IP network to a 10/100 Mbps* Ethernet backbone with existing 2-wire cable. This innovative technology greatly reduces cable usage by providing 100 Mbps Ethernet transmission over only two wires, thereby reducing the train's weight and improving energy efficiency. The 2-wire Ethernet switch module supports Ethernet bypass functionality, ensuring that the Ethernet backbone will continue to operate even if one ioPAC unit is without power. As an added bonus, by installing two 2-wire Ethernet modules in one ioPAC unit, the network can transmit at 200 Mbps and provide a redundant architecture.

*When using 2-wire technology, network performance is related to cable quality.

Compact, Lightweight Integrated Solution



The compact ioPAC 8600 programmable controller is well-suited for smaller sized installation spaces, and its lightweight design reduces energy consumption and allows the product to withstand the wear and tear of railway applications. However, the ioPAC's small size does not limit its capabilities. The ioPAC 8600 is equipped with universal dual-power inputs that support all railway power voltages. With support for both 85M and 86M modules, the ioPAC 8600 programmable controller can implement the wide variety of IO scenarios required by train applications. The ioPAC 8600 also supports a variety of communication interfaces, including Ethernet, serial, CAN, and HART*. System integrators can control or monitor subsystems with the ioPAC 8600, which saves space and provides powerful functions that both fit within the system integrator's budget and overcome installation difficulties.

*Only available on a project basis.

Specifications

Power Requirements

Input Voltage: 24 to 110 VDC (16.8 to 154 VDC)

Input Current: 200 mA @ 24 VDC (system only)

Physical Characteristics

Housing: Aluminum

Dimensions:

- 5-slot version: 205.65 x 133.35 x 100 mm (8.1 x 5.25 x 3.94 in)
- 9-slot version: 324.8 x 133.35 x 100 mm (12.79 x 5.25 x 3.94 in)
- 12-slot version: 401.0 x 133.35 x 100 mm (15.79 x 5.25 x 3.94 in)

Weight (system only):

- 5-slot version: 2560 g (5.64 lb)
- 9-slot version: 3690 g (8.14 lb)
- 12-slot version: 4550 g (10.03 lb)

Mounting: Wall-mounting kit

Environmental Limits

Operating Temperature: -40 to 75°C (-40 to 176°F)

Storage Temperature: -40 to 85°C (-40 to 185°F)

Ambient Relative Humidity: 5 to 95% (non-condensing)

Shock: IEC 60068-2-27

Vibration: IEC 60068-2-6

Altitude: Up to 2000 m

Note: Please contact Moxa if you require products guaranteed to function properly at higher altitudes.

Standards and Certifications

Safety: UL 508

EMC: EN 55032/24

EMI: FCC Part 15 Subpart B Class A, CISPR 32

EMS:

IEC 61000-4-2 ESD: Contact: 6 kV; Air: 8 kV

IEC 61000-4-3 RS:

80 MHz to 1000 MHz: 3 V/m

1400 MHz to 2100 MHz: 3 V/m

2100 MHz to 2700 MHz: 1 V/m

IEC 61000-4-4 EFT: Power: 1 kV; Signal: 0.5 kV

IEC 61000-4-5 Surge:

Power: 2 kV (L-PE), 1 kV (L-L);

Signal: 2 kV (L-PE), 1 kV (L-L)

IEC 61000-4-6 CS: 3 V

IEC 61000-4-8 PFME: 3 A/m

Rail Traffic: EN 50155*, EN 50121-4

*This product is suitable for rolling stock railway applications, as defined by the EN 50155 standard. For a more detailed statement, click here: www.moxa.com/doc/specs/EN_50155_Compliance.pdf

Warranty

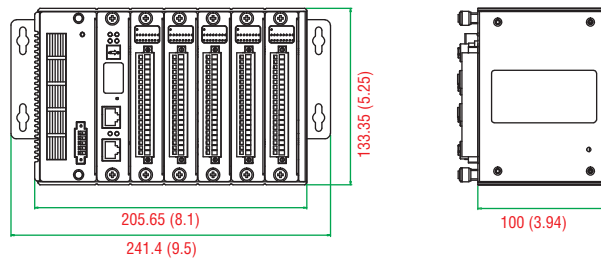
Warranty Period: 5 years

Details: See www.moxa.com/warranty

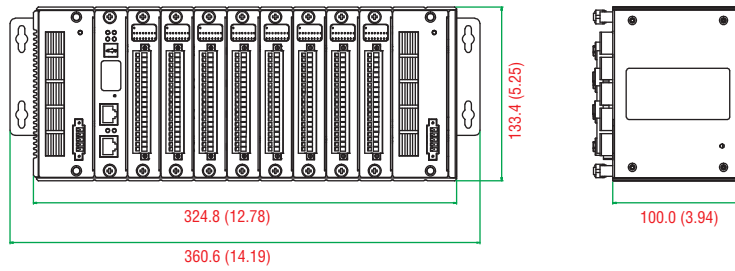
Dimensions

Unit: mm (inch)

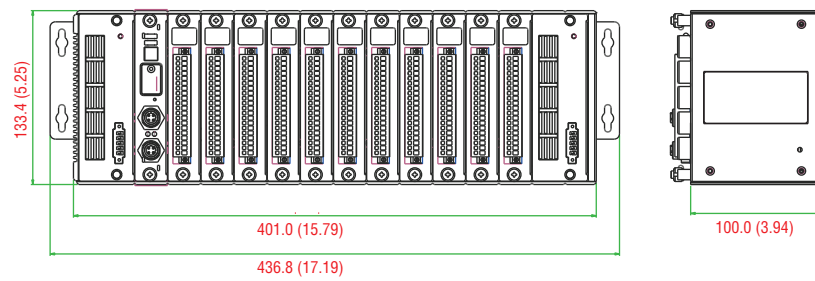
5-slot ioPAC 8600



9-slot ioPAC 8600



12-slot ioPAC 8600



: Ordering Information

CPU Modules

ioPAC 8600-CPU30-M12-C-T: ioPAC 8600 CPU module, 1 GHz CPU, C/C++ programmable controller, M12 Ethernet ports, -40 to 75°C operating temperature

ioPAC 8600-CPU30-RJ45-C-T: ioPAC 8600 CPU module, 1 GHz CPU, C/C++ programmable controller, RJ45 Ethernet ports, -40 to 75°C operating temperature

ioPAC 8600-CPU30-M12-IEC-T: ioPAC 8600 CPU module, 1 GHz CPU, IEC 61131-3 programmable controller, M12 Ethernet ports, -40 to 75°C operating temperature

ioPAC 8600-CPU30-RJ45-IEC-T: ioPAC 8600 CPU module, 1 GHz CPU, IEC 61131-3 programmable controller, RJ45 Ethernet ports, -40 to 75°C operating temperature

ioPAC 8600-CPU10-M12-C-T: ioPAC 8600 CPU module, C/C++ programmable controller, M12 Ethernet ports, -40 to 75°C operating temperature

ioPAC 8600-CPU10-RJ45-C-T: ioPAC 8600 CPU module, C/C++ programmable controller, RJ45 Ethernet ports, -40 to 75°C operating temperature

ioPAC 8600-CPU10-M12-IEC-T: ioPAC 8600 CPU module, IEC 61131-3 programmable controller, M12 Ethernet ports, -40 to 75°C operating temperature

ioPAC 8600-CPU10-RJ45-IEC-T: ioPAC 8600 CPU module, IEC 61131-3 programmable controller, RJ45 Ethernet ports, -40 to 75°C operating temperature

Power Modules

ioPAC 8600-PW10-15W-T: ioPAC 8600 power module, dual power input, 24 to 110 VDC, 15W, -40 to 75°C operating temperature

ioPAC 8600-PW10-30W-T: ioPAC 8600 power module, dual power input, 24 to 110 VDC, 30W, -40 to 75°C operating temperature

Backplane Modules

ioPAC 8600-BM005-T: ioPAC 8600 backplane module with 5 slots, -40 to 75°C operating temperature

ioPAC 8600-BM009-T: ioPAC 8600 backplane module with 9 slots, -40 to 75°C operating temperature

ioPAC 8600-BM012-T: ioPAC 8600 backplane module with 12 slots, -40 to 75°C operating temperature

I/O Modules (can be purchased separately)

86M-1620D-T: 16 DIs, sink, 24 to 110 VDC, channel LED, -40 to 75°C operating temperature

86M-1832D-T: 8 DIs, sink/source, 24 VDC, ch-to-ch isolation, channel LED, -40 to 75°C operating temperature

86M-2604D-T: 6 relays, form A (N.O.), channel LED, -40 to 75°C operating temperature

86M-2830D-T: 8 DOs, sink, 24 VDC, ch-to-ch isolation, channel LED, -40 to 75°C operating temperature

86M-4420-T: 4 AOs, 0 to 10 V, -10 to 10 V, 0 to 20 mA, or 4 to 20 mA, -40 to 75°C operating temperature

86M-5212U-T: 2-port 2-wire Ethernet switch, -40 to 75°C operating temperature

86M-5250-T: 2 CAN ports, -40 to 75°C operating temperature

85M-1602-T: 16 DIs, sink/source, 24 VDC, dry contact, -40 to 75°C operating temperature

85M-2600-T: 16 DOs, sink, 24 VDC, -40 to 75°C operating temperature

85M-3800-T: 8 AIs, 4 to 20 mA, 16 bits, -40 to 75°C operating temperature

85M-3801-T: 8 AIs, 4 to 20 mA, 16 bits, 40 kHz, -40 to 75°C operating temperature

85M-3810-T: 8 AIs, 0 to 10 VDC, 16 bits, -40 to 75°C operating temperature

85M-3811-T: 8 AIs, 0 to 10 VDC, 16 bits, 40 kHz, -40 to 75°C operating temperature

85M-5401-T: 4 serial ports (RS-232/422/485 3-in-1), -40 to 75°C operating temperature

85M-6600-T: 6 RTDs, -40 to 75°C operating temperature

85M-6810-T: 8 TCs, -40 to 75°C operating temperature

Note: Both 85M modules and 86M modules can be used with the ioPAC 8600 series.

Note: Conformal coating available on request.

Optional Accessories (can be purchased separately)

WK-75: Wall-mounting kit, 2 plates with 8 screws

CBL-M12D(MM4P)/RJ45-100 IP67: 4-pin D-code M12-to-RJ45 CAT5E UTP Ethernet cable, 100 cm, IP67 waterproof

CBL-RJ458P-100: 8-pin RJ45 CAT5 Ethernet cable, 100 cm

CBL-F9DPPF1x4-BK-100: Serial console cable

CBL-M44M9x4-50: DB44 to 4-port DB9 female serial cable

85M-BKTES: Empty slot covers (3 per order)

Package Checklist (CPU Module)

- ioPAC 8600 CPU module
- Serial console cable (C/C++ version only)
- Documentation and software CD

Package Checklist (Power Module)

- ioPAC 8600 power module

Package Checklist (Backplane Module)

- ioPAC 8600 backplane module


Package Checklist (I/O Module)

- 85M/86M module
- Serial cable: CBL-M44M9x4-50 (85M-5401-T only)

ioPAC 8600 Series (86M) Modules

Preliminary

ioPAC 8600-CPU30 Series: 32-bit Cortex-A8 1GHz CPU



Computer

CPU Type: 32-bit Cortex-A8 1 GHz CPU

OS: Real-time Linux (PREEMPT_RT)

Clock: Real-time clock with super capacitor (retains charge for 7 days)

Memory

SDRAM: 512M DDR3(L)

eMMC: 4 GB (1.7 GB reserved for the user)

SPI-NVRAM: 128 KB

microSD™ Slot: Up to 32 GB (SDHC compatible)

Note: For units operating in extreme temperatures, industrial-grade, wide-temperature microSD cards are required.

Switches & Buttons

Rotary Switch: 0 to 9

Button: Reset to factory defaults

Ethernet Interface

LAN: 2 x 10/100 Mbps, Ethernet bypass or 2 MACs (IPs), jumper selectable, RJ45 or M12

Protection: 1.5 kV magnetic isolation

Automation Languages: C/C++ or IEC 61131-3

Protocols: Modbus TCP/RTU (master/slave), SNMP, TCP/IP, UDP, DHCP, BOOTP, SNTP, SMTP

Environmental Limits

Operating Temperature: -40 to 75°C (-40 to 176°F)

Power Requirements

Input Current: 223 mA @ 24 VDC


MTBF (mean time between failures)

Time: 1,358,656 hrs

Standard: Telcordia SR332



ioPAC 8600-CPU10 Series: 32-bit ARM9 192 MHz CPU



Computer

CPU Type: 32-bit ARM 9 192 MHz CPU

OS: Linux

Clock: Real-time clock with super capacitor (retains charge for 7 days)

Memory

SDRAM: 64 MB

Flash: 32 MB (10 MB reserved for user)

FRAM: 128 KB

microSD™ Slot: Up to 32 GB (SDHC compatible)

Note: For units operating in extreme temperatures, industrial-grade, wide-temperature microSD cards are required.

Switches & Buttons

Rotary Switch: 0 to 9

Button: Reset to factory defaults

Ethernet Interface

LAN: 2 x 10/100 Mbps, Ethernet bypass or 2 MACs (IPs), jumper selectable, RJ45 or M12

Protection: 1.5 kV magnetic isolation

Automation Languages: C/C++ or IEC 61131-3

Protocols: Modbus TCP/RTU (master/slave), SNMP, TCP/IP, UDP, DHCP, BOOTP, SNTP, SMTP

Environmental Limits

Operating Temperature: -40 to 75°C (-40 to 176°F)

Power Requirements

Input Current: 200 mA @ 24 VDC

MTBF (mean time between failures)

Time: 1,032,466 hrs

Standard: Telcordia SR332



ioPAC 8600-PW10-15W/30W-T: Dual-power inputs, 24 to 110 VDC, 15/30 W



Power

Input Voltage: 24 to 110 VDC (16.8 to 154 VDC)

Note: EN 50155 compliance for this module was tested at 24 VDC.

Wattage: 15/30 W

Galvanic Isolation: 3k VDC

Dual-Power Input: Yes

Environmental Limits

Operating Temperature: -40 to 75°C (-40 to 176°F)

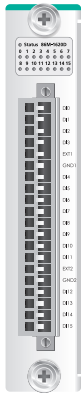
MTBF (mean time between failures)

Time: 1,579,517 hrs

Standard: Telcordia SR332



86M-1620D-T: 16 digital inputs, 24 to 110 VDC, channel LED, sink type



Inputs and Outputs

Digital Inputs: 16 channels

Isolation:

To system:
3k VDC or 2k Vrms

Digital Input

Type: PNP

I/O mode: DI

Logic Definition:

- On: channel voltage > 0.3 x (external power voltage)
- Off: channel voltage < 0.15 x (external power voltage)

Scan Period: 8 ms (typ.)

Scan on Time: 0.5 ms

Debouncing Function: Software disable/enable

Debouncing Time: 1 to 15 ms (software-selectable)

Common Type: 8 points per COM

Physical Characteristics

Wiring: I/O cable, 16 AWG (max.)

Connector: Spring-type terminal block

Channel LED: Yes

Environmental Limits

Operating Temperature: -40 to 75°C (-40 to 176°F)

Power Requirements

Input Current: 12.6 mA @ 24 VDC

MTBF (mean time between failures)

Time: 1,115,244 hrs

Standard: Telcordia SR332



86M-1832D-T: 8 channel-to-channel isolated DIs, 24 VDC, channel LED, sink/source type



Inputs and Outputs

Digital Inputs: 8 channels

Isolation:

To system: 3k VDC or 2k Vrms
Channel-to-channel: 1k VDC

Digital Input

Sensor Type: Wet contact (NPN or PNP)

I/O Mode: DI, counter, or frequency

Wet Contact (DI+ to DI-):

- On: 10 to 30 VDC
- Off: 0 to 3 VDC

Counter Frequency: 5 kHz

Digital Filtering Time Interval: Software selectable (by 0.1 ms)

Physical Characteristics

Wiring: I/O cable, 16 AWG (max.)

Connector: Spring-type terminal block

Environmental Limits

Operating Temperature: -40 to 75°C (-40 to 176°F)

Power Requirements

Input Current: 12.6 mA @ 24 VDC

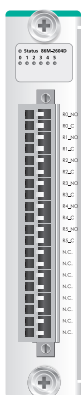
MTBF (mean time between failures)

Time: 1,149,108 hrs

Standard: Telcordia SR332



86M-2604D-T: 6 relays, channel LED, form A (N.O.) type



Inputs and Outputs

Relays: 6 channels

Isolation:

To System: 3k VDC or 2k Vrms

Relay

Type: Form A (N.O.)

I/O mode: DO or PWM

Pulse Output Frequency: 0.33 Hz

Contact Current Rating:

Resistive Load: 5 A @ 30 VDC, 250 VAC

Relay On/Off Time: 10 ms (max.)

Initial Insulation Resistance: 1000 mega-ohms (min.)
@ 500 VDC

Mechanical Endurance: 5,000,000 operations

Electrical Endurance: 60,000 operations @ 5 A
resistive load

Contact Resistance: 100 milli-ohms (max.)

Physical Characteristics

Wiring: I/O cable, 16 AWG (max.)

Connector: Spring-type terminal block

Environmental Limits

Operating Temperature: -40 to 75°C (-40 to 176°F)

Power Requirements

Input Current: 127 mA @ 24 VDC

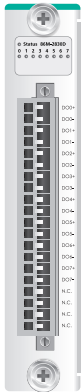
MTBF (mean time between failures)

Time: 4,173,843 hrs

Standard: Telcordia SR332



86M-2830D-T: 8 channel-to-channel isolated DOs, 24 VDC, channel LED, sink-type



Inputs and Outputs

Digital Outputs: 8 channels

Isolation:

To system: 3k VDC or 2k Vrms
Channel-to-channel: 1k VDC

Digital Output

Type: Sink

I/O Mode: DO or PWM

Pulse Output Frequency: 1 kHz

Short Circuit Protection: 750 mA @ 25°C

Over-Voltage Protection: 41 VDC

Over-Current Protection: 2.6 A (4 channels @ 650 mA)

Over-Temperature Shutdown: 175°C (typical), 150°C (min.)

Current Rating: 200 mA per channel

Physical Characteristics

Wiring: I/O cable, 16 AWG (max.)

Connector: Spring-type terminal block

Environmental Limits

Operating Temperature: -40 to 75°C (-40 to 176°F)

Power Requirements

Input Current: 76.7 mA @ 24 VDC

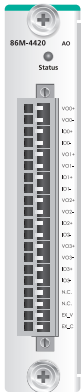
MTBF (mean time between failures)

Time: 1,766,037 hrs

Standard: Telcordia SR332



86M-4420-T: 4 analog outputs, 0 to 10 V or -10 to 10 V or 0 to 20 mA or 4 to 20 mA



Inputs and Outputs

Analog Outputs: 4 channels

Isolation:

To system: 3k VDC or 2k Vrms

Analog Output

Resolution: 12 bits

Output range: 0 to 10 V, -10 to 10 V, 0 to 20 mA, 4 to 20 mA

I/O mode: Static or Waveform mode

Voltage Output: 10 mA (max.)

Accuracy:

±0.1% FSR @ 25°C

±0.3% FSR @ -40 and 75°C

Current Load Resistance:

Internal Power: 400 ohms

External 24 VDC Power: 1000 ohms

Update Rate: Software polling or waveform mode

Waveform Type: Sine, Triangle, Square

Wavemode Frequency: 125 Hz

Physical Characteristics

Wiring: I/O cable, 16 AWG (max.)

Connector: Spring-type terminal block

Environmental Limits

Operating Temperature: -40 to 75°C (-40 to 176°F)

Power Requirements

Input Current:

94.2 mA @ 24 VDC (voltage)

143.8 mA @ 24 VDC (current)

MTBF (mean time between failures)

Time: 2,409,345 hrs

Standard: Telcordia SR332



86M-5212U-T: 2-port 2-wire Ethernet switch



Ethernet Communication

Interface: Two 2-wire Ethernet ports

Isolation:

To system: 3k VDC or 2k Vrms

Standards

Supported Standards:

100BASE-TX IEEE 802.3u

10BASE-T IEEE 802.3

100 Mbps BroadR-Reach®

10 Mbps BroadR-Reach®

Physical Characteristics

Wiring: CAT 5 standard cable with M12 D-code male connection

Connector: M12 (D-code, female) x 2

Channel LED: Yes

Environmental Limits

Operating Temperature: -40 to 75°C (-40 to 176°F)

Power Requirements

Input Current: 578 mA @ 3.3 VDC

MTBF (mean time between failures)

Time: 2,498,942 hrs

Standard: Telcordia SR332



86M-5250-T: 2 CAN ports, channel LED



Serial Communication

Interface: 2 CAN ports

Isolation:

To system: 3k VDC or 2k Vrms

CAN Bus Communication

Protocols:

CAN 2.0A

CAN 2.0B

CANopen DS301, V4.02

Speed: 10/20/50/125/250/500/800/1000 kbps, user-defined

Termination Resistor: N/A, 120 ohms (by DIP)

Physical Characteristics

Connector: DB9 male

Channel LED: Yes

Environmental Limits

Operating Temperature: -40 to 75°C (-40 to 176°F)

Power Requirements

Input Current: 60 mA @ 24 VDC

MTBF (mean time between failures)

Time: 3,306,609 hrs

Standard: Telcordia SR332



: Common Specifications

Environmental Limits

Operating Temperature: -40 to 75°C (-40 to 176°F)

Storage Temperature: -40 to 85°C (-40 to 185°F)

Ambient Relative Humidity: 5 to 95% (non-condensing)

Shock: IEC 60068-2-27

Vibration: IEC 60068-2-6

Standards and Certifications

Safety: UL 508

EMC: EN 55032/24

EMI: FCC Part 15 Subpart B Class A, CISPR 32

EMS:

IEC 61000-4-2 ESD: Contact: 6 kV; Air: 8 kV

IEC 61000-4-3 RS:

80 MHz to 1000 MHz: 3 V/m

1400 MHz to 2100 MHz: 3 V/m

2100 MHz to 2700 MHz: 1 V/m

IEC 61000-4-4 EFT: Power: 1 kV; Signal: 0.5 kV

IEC 61000-4-5 Surge: Power: 2 kV (L-PE), 1 kV (L-L); Signal: 1 kV (L-L), 2 kV (L-PE)

IEC 61000-4-6 CS: 3 V

IEC 61000-4-8 PFMF: 3 A/m

Rail Traffic: EN 50155*, EN 50121-4

*This product is suitable for rolling stock railway applications, as defined by the EN 50155 standard. For a more detailed statement, click here: www.moxa.com/doc/specs/EN_50155_Compliance.pdf


Warranty

Warranty Period: 5 years

Details: See www.moxa.com/warranty

ioPAC 8500 Series (85M) Modules

85M-1602-T: 16 digital inputs, 24 VDC, sink/source type



Inputs and Outputs

Digital Inputs: 16 channels

Isolation: 3k VDC or 2k Vrms

Digital Input

Sensor Type: Wet contact (NPN or PNP), dry contact

I/O Mode: DI, Counter or Frequency

Dry Contact:

- On: short to GND
- Off: open

Wet Contact (DI to COM):

- Off: 0 to 3 VDC
- On: 10 to 30 VDC

Common Type: 8 points per COM

Counter Frequency: 5 kHz

Digital Filtering Time Interval: Software selectable (by 0.1 ms)

Physical Characteristics

Wiring: I/O cable, 16 AWG (max.)

Connector: Spring-type terminal block

Environmental Limits

Operating Temperature: -40 to 75°C (-40 to 176°F)

Power Requirements

Input Current: 363.6 mA @ 3.3 VDC

MTBF (mean time between failures)

Time: 1,132,561 hrs

Standard: Telcordia SR332



85M-2600-T: 16 digital outputs, 24 VDC, sink-type



Inputs and Outputs

Digital Outputs: 16 channels

Isolation: 3k VDC or 2k Vrms

Digital Output

Type: Sink

I/O Mode: DO or PWM

Pulse Output Frequency: 5 kHz

Over-Voltage Protection: 45 VDC

Over-Current Protection: 2.6 A (4 channels @ 650 mA)

Over-Temperature Shutdown: 175°C (typical), 150°C (min.)

Current Rating: 200 mA per channel

Physical Characteristics

Wiring: I/O cable, 16 AWG (max.)

Connector: Spring-type terminal block

Environmental Limits

Operating Temperature: -40 to 75°C (-40 to 176°F)

Power Requirements

Input Current: 257.6 mA @ 3.3 VDC


MTBF (mean time between failures)

Time: 792,571 hrs

Standard: Telcordia SR332



85M-3800-T: 8 analog inputs, 4 to 20 mA



Inputs and Outputs

Analog Inputs: 8 channels

Isolation: 3k VDC or 2k Vrms

Analog Input

Type: Differential

Resolution: 16 bits

I/O Mode: 4 to 20 mA (wire off)

Accuracy:

±0.1% FSR @ 25°C

±0.3% FSR @ -40 and 75°C

Sampling Rate:

- All channels: 100 samples/sec
- Per channel: 12.5 samples/sec

Input Impedance: 125 ohms (min.)

Physical Characteristics

Wiring: I/O cable, 16 AWG (max.)

Connector: Spring-type terminal block

Environmental Limits

Operating Temperature: -40 to 75°C (-40 to 176°F)

Power Requirements

Input Current: 318.2 mA @ 3.3 VDC


MTBF (mean time between failures)

Time: 1,512,906 hrs

Standard: Telcordia SR332



85M-3801-T: 8 analog inputs, 4 to 20 mA, 40 kHz



Inputs and Outputs

Analog Inputs: 8 channels

Isolation: 3k VDC or 2k Vrms

Analog Input

Type: Differential

Resolution: 16 bits

I/O Mode: 4 to 20 mA (wire off)

Historical Data Buffering: 60 KB per channel,
6-second data buffer at 5 kHz

Accuracy:

±0.1% FSR @ 25°C

±0.3% FSR @ -40 and 75°C

Sampling Rate:

• All channels: 40k samples/sec

• Per channel: 5k samples/sec

Input Impedance: 125 ohms (min.)

Physical Characteristics

Wiring: I/O cable, 16 AWG (max.)

Connector: Spring-type terminal block

Environmental Limits

Operating Temperature: -40 to 75°C (-40 to 176°F)

Power Requirements

Input Current: 378.8 mA @ 3.3 VDC


MTBF (mean time between failures)

Time: 1,426,112 hrs

Standard: Telcordia SR332



85M-3810-T: 8 analog inputs, 0 to 10 VDC



Inputs and Outputs

Analog Inputs: 8 channels

Isolation: 3k VDC or 2k Vrms

Analog Inputs

Type: Differential

Resolution: 16 bits

I/O Mode: 0 to 10 VDC

Accuracy:

±0.1% FSR @ 25°C

±0.3% FSR @ -40 and 75°C

Sampling Rate:

• All channels: 100 samples/sec

• Per channel: 12.5 samples/sec

Input Impedance: 200 kilo-ohms (min.)

Physical Characteristics

Wiring: I/O cable, 16 AWG (max.)

Connector: Spring-type terminal block

Environmental Limits

Operating Temperature: -40 to 75°C (-40 to 176°F)

Power Requirements

Input Current: 315.2 mA @ 3.3 VDC


MTBF (mean time between failures)

Time: 1,530,690 hrs

Standard: Telcordia SR332



85M-3811-T: 8 analog inputs, 0 to 10 VDC, 40 kHz



Inputs and Outputs

Analog Inputs: 8 channels

Isolation: 3k VDC or 2k Vrms

Analog Inputs

Type: Differential

Resolution: 16 bits

I/O Mode: 0 to 10 VDC

Historical Data Buffering: 60 KB per channel,
6-second data buffer at 5 kHz

Accuracy:

±0.1% FSR @ 25°C

±0.3% FSR @ -40 and 75°C

Sampling Rate:

• All channels: 40k samples/sec

• Per channel: 5k samples/sec

Input Impedance: 20 mega-ohms (min.)

Physical Characteristics

Wiring: I/O cable, 16 AWG (max.)

Connector: Spring-type terminal block

Environmental Limits

Operating Temperature: -40 to 75°C (-40 to 176°F)

Power Requirements

Input Current: 378.8 mA @ 3.3 VDC

MTBF (mean time between failures)

Time: 1,426,112 hrs

Standard: Telcordia SR332



85M-5401-T: 4 serial ports (RS-232/422/485)



Serial Communication

Interface: 4 RS-232/422/485 ports, software selectable (DB44 female)

Isolation: 3k VDC or 2k Vrms

Note: DB44 to 4-port DB9 cable included in the package.

Serial Communication Parameters

Parity: None, Even, Odd

Data Bits: 7, 8

Stop Bits: 1, 2

Flow Control: RTS/CTS, XON/XOFF

Baudrate: 300 bps to 921.6 kbps

Serial Signals

RS-232: TxD, RxD, RTS, CTS, DTR, DSR, DCD, GND

RS-422: Tx+, Tx-, Rx+, Rx-, GND

RS-485-4w: Tx+, Tx-, Rx+, Rx-, GND

RS-485-2w: Data+, Data-, GND

Physical Characteristics

Connector: DB44 female

Environmental Limits

Operating Temperature: -40 to 75°C (-40 to 176°F)

Power Requirements

Input Current: 375.8 mA @ 3.3 VDC


MTBF (mean time between failures)

Time: 596,611 hrs

Standard: Telcordia SR332



85M-6600-T: 6 RTDs



Inputs and Outputs

RTD Inputs: 6 channels

Isolation: 3k VDC or 2k Vrms

RTDs

Input Type:

- PT50, PT100, PT200, PT500 (-200 to 850°C)
- PT1000 (-200 to 350°C)
- JPT100, JPT200, JPT500 (-200 to 640°C)
- JPT1000 (-200 to 350°C)
- NI100, NI200, NI500 (-60 to 250°C)
- NI1000 (-60 to 150°C)
- NI120 (-80 to 260°C)
- Resistance of 310, 620, 1250, and 2200 ohms

Sampling Rate (single channel):

- All channels: 12 samples/sec
- Per channel: 2 samples/sec

Resolution: 0.1°C or 0.1 ohms

Accuracy:

±0.1% FSR @ 25°C

±0.3% FSR @ -40 and 75°C

Input Impedance: 625 kilo-ohms (min.)

Wiring: I/O cable, 16 AWG (max.)

Connector: Spring-type terminal block

Environmental Limits

Operating Temperature: -40 to 75°C (-40 to 176°F)

Power Requirements

Input Current: 201.5 mA @ 3.3 VDC

MTBF (mean time between failures)

Time: 571,446 hrs

Standard: Telcordia SR332



85M-6810-T: 8 thermocouples



Inputs and Outputs

Analog Inputs: 8 channels

Isolation: 3k VDC or 2k Vrms

Thermocouples

Sensor Type: J (0 to 750°C), K (-200 to 1250°C), T (-200 to 350°C), E (-200 to 900°C), R (-50 to 1600°C), S (-50 to 1760°C), B (600 to 1700°C), N (-200 to 1300°C)

Millivolt Type:

- Mode: ± 78.126 mV, ± 39.062 mV, ± 19.532 mV
- Fault and over-voltage protection: -35 to +35 VDC (power off); -25 to +30 VDC (power on)

Sampling Rate (single channel):

- All channels: 12 samples/sec
- Per channel: 1.5 samples/sec

Resolution: 16 bits

Accuracy:

$\pm 0.1\%$ FSR @ 25°C

$\pm 0.3\%$ FSR @ -40 and 75°C

Input Impedance: 1 mega-ohm (min.)

Wiring: I/O cable, 16 AWG (max.)

Connector: Spring-type terminal block

Environmental Limits

Operating Temperature: -40 to 75°C (-40 to 176°F)

Power Requirements

Input Current: 175.5 mA @ 3.3 VDC

MTBF (mean time between failures)

Time: 2,324,891 hrs

Standard: Telcordia SR332



: Common Specifications

Environmental Limits

Storage Temperature: -40 to 85°C (-40 to 185°F)

Ambient Relative Humidity: 5 to 95% (non-condensing)

Shock: IEC 60068-2-27

Vibration: IEC 60068-2-6

Standards and Certifications

Safety: UL 508

EMC: EN 55032/24

EMI: FCC Part 15 Subpart B Class A, CISPR 32

EMS:

IEC 61000-4-2 ESD: Contact: 6 kV; Air: 8 kV

IEC 61000-4-3 RS:

80 MHz to 1000 MHz: 3 V/m

1400 MHz to 2100 MHz: 3 V/m

2100 MHz to 2700 MHz: 1 V/m

IEC 61000-4-4 EFT: Power: 1 kV; Signal 0.5 kV

IEC 61000-4-5 Surge: Power: 2 kV (L-PE), 1 kV (L-L); Signal: 1 kV (L-L), 2 kV (L-PE)

IEC 61000-4-6 CS: 3V

IEC 61000-4-8 PFMF: 3 A/m

Rail Traffic: EN 50155*, EN 50121-4

*Complies with a portion of EN 50155 specifications.

Warranty

Warranty Period: 5 years

Details: See www.moxa.com/warranty